

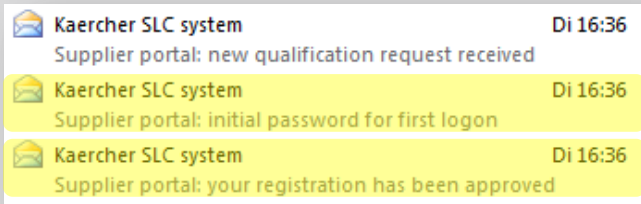
# KÄRCHER



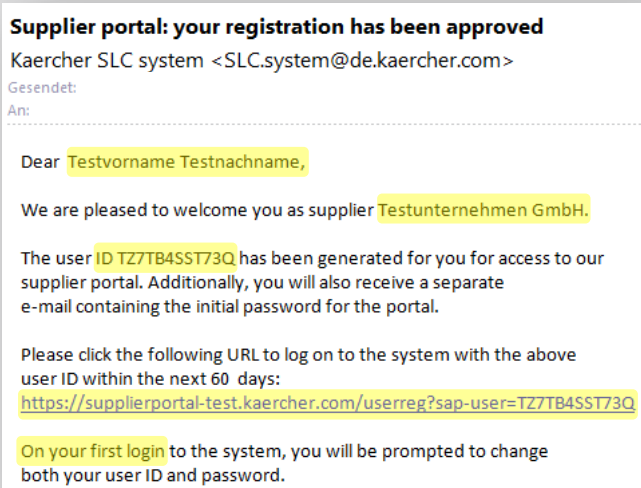
## INITIAL LOG ON TO THE SLC SYSTEM

Short Guideline

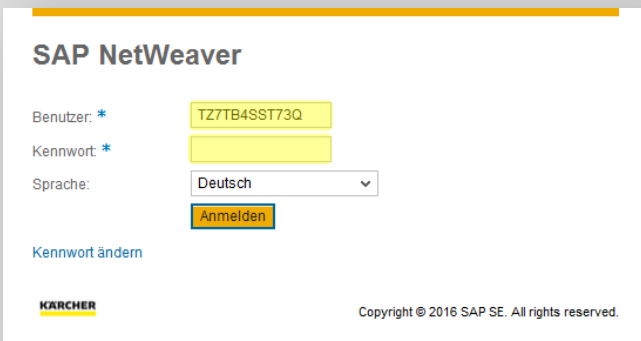
# INITIAL LOGIN



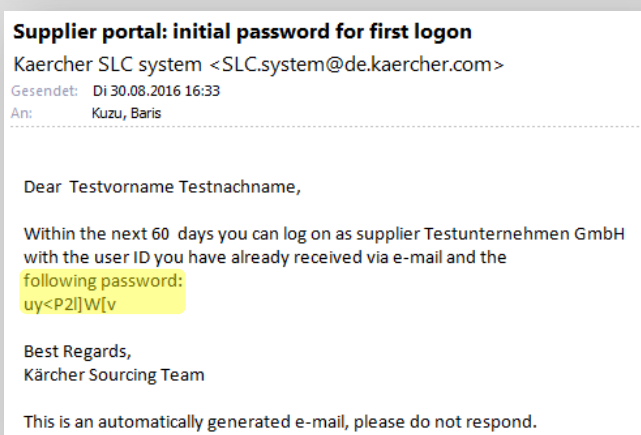
- You get **three emails** for the initial login.
- **Only the yellow marked emails** are important for you.



- In the second part of the email you can see your **initial User-ID** (for example ID TZ7TB4SST73Q) and the **link for the first login**.
- **Please note: you can use this link only once for your first login.**
- **Click on the link** to get to the logon screen.



- After that you get to the logon screen and your **User-ID** was automatically filled in the username field.
- You can find your **password** in the second mail which is yellow marked above.



- Now you must **copy** the generated password and **insert** it into the logon screen in the **password field**.
- Then **click on „sign on“**.

# INITIAL LOGIN

**User Registration**

Welcome to the User Registration page.  
After you have filled out the required fields, you will be created as an administrator user for your company.  
The prerequisite for this is that your company has been registered with us.  
\* Fields marked with an asterisk are mandatory

**Contact Details**

Title:

\* First Name:

\* Last Name:

Academic Title:

Department:

Function:

Country:

Phone Number:

Mobile phone number:

Fax Number:

\* E-Mail of contact person:

Language:

**Create Your Administrator Account**

\* User:

\* Password:

\* Confirm Password:

**Formats and Settings**

Date Format:

Decimal Format:

Time Zone:

**Data Privacy Statement**

I have read the [data privacy statement](#) and accept the terms.

• Please **ignore** the area of „Contact Details“, because the fields here are **greyed out** and therefore not changeable.

• You can **change** your **username** and **password** here.  
• **Please note: This login data is for future logons to the system, too.**

• You can also change your **date format**, **decimal format** and **time zone** here.

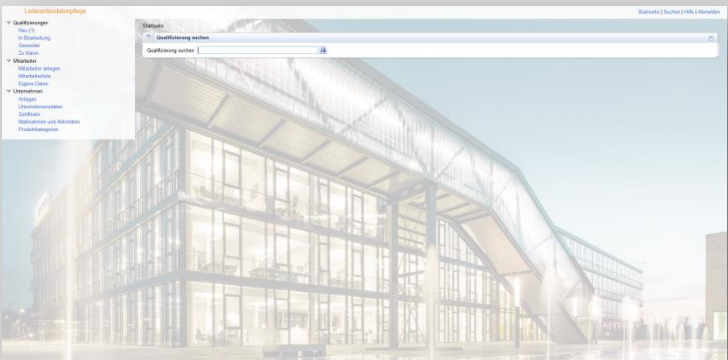
• Please **read** the **privacy policy** and **agree**.  
• **Click** on the „**Create**“ Button.

**Ihr Administratorkonto wurde angelegt.**

Bitte fahren Sie hier fort: [Anmelden](#)

Sichern Sie eine Kopie dieses Links zur späteren Bearbeitung.

• It appears the screen with the confirmation.  
• Now **click** on the “**Sign on**” button to go to your profile the system.



**KÄRCHER** HOME & GARDEN PROFESSIONAL SUPPORT INSIDE KÄRCHER

**Login to the supplier portal:**

The supplier portal at Kärcher offers a common platform for communication between our suppliers and Kärcher. To login to the supplier portal as an already registered supplier, please click the following link:

[LOGIN](#)

• Please use one of the two opportunities below to **login** to the system in the **future**:  
• **Kärcher Homepage Suppliers Area-> Log-In Supplierportal**  
<https://www.kaercher.com/int/inside-kaercher/company/supplier-area.html>  
• **Direct Link:**  
<https://supplierportal.kaercher.com/supportal>