



makes a difference



DRAINAGE PUMPS.

Everything is working fine - with Kärcher.

KÄRCHER DRAINAGE PUMPS: INTELLIGENT SUBMERSIBLE PUMPS.

The powerful and convenient Kärcher Drainage Pumps provide fast and reliable assistance when draining ponds, pools and cellars. With an intelligent IQ level sensor, the pump reacts immediately upon contact with water, adjusts to different conditions with its adjustable pumping rhythm and switches on at exactly the right time.



WATERTIGHT BENEFITS.

Kärcher submersible dirty water pumps now bear the "Ceramic Technology" seal of quality. The ceramic slide ring sealing – well-known and well-proven in the professional sector – makes the pump more robust, more durable, and top-fit for extreme use in the private sector. And the new, intelligent IQ Level Sensor convinces with highly demanding applications: Thanks to its adaptive pump rhythm, the precisely correct water quantity is pumped out – the equipment continually adapts to varying water quantities.

Submersible dirty water pump SDP 18000 IQ Level Sensor

- 1,100 watt max.
- Pumping rate of 18,000 l/h max.
- Lifting height 9 m max.
Grain size 30 mm max.
- Continuously variable IQ Level Sensor
- Detachable stainless steel prefilter
- Plug switch (ON/OFF/automatic)
- Ventilation at the touch of a button



DESIGNPREMIER
2009
NOMINIERT



iF
product
design
award
2009
KÄRCHER
"INTELLIGENT WATER CONTROL"
SDP



Reacts immediately

The IQ level sensor of the submersible pumps switches the pump on immediately upon contact with water. The switching level is freely selectable.

Robust and durable

The ceramic slide ring sealing is permanently protected by oil, which significantly increases the durability of the pump.

Reliable and powerful

With a pumping rate of up to 18,000 l/h, excess water is removed quickly and efficiently.



Intelligent water level monitoring

IQ Level Sensor for optimal protection due to adaptive pumping rhythm.



PUMP OUT - TO THE LAST MILLIMETRE.

The submersible clear water pump SCP 16000 IQ Level Sensor, with its flat suction function and electronic IQ Level Sensor, reacts immediately to water contact. The adaptive pumping rhythm ensures that the pumping action continuously adjusts precisely to the volume of water. The pump draws water up to 1 mm mop dry. The detachable, easy-to-clean stainless steel prefilter keeps coarse particles out of the pump, thus helping to extend the machine's lifespan.

Submersible clear water pump SCP 16000 IQ Level Sensor

- 900 Watt max.
- Pumping rate of 16,000 l/h max.
- Lifting height 9 m max.
- Continuously variable IQ Level Sensor
- Detachable stainless steel prefilter
- Plug switch (ON/OFF/automatic)
- Ventilation at the touch of a button
- Flat suction to 1 mm



Safe

A removable stainless steel prefilter protects the pumps SDP 18000/ SCP 16000 IQ Level Sensors from coarse dirt, e.g. twigs - and thus prevents the clogging of the impeller.

Please select

The SDP 18000/SCP 16000 IQ Level Sensors can be controlled remotely by using a plug switch: "On" (pump runs continuously), "Off" (pump is switched off), "Auto" (pump reacts to IQ Level Sensor).



Wipe dry results

After removing the prefilter and switching to flat pick-up, the water can be pumped out down to 1 mm depth - wipe dry results guaranteed!



WELL EQUIPPED ALL AROUND WITH KÄRCHER.

As a reliable systems provider we offer our customers an extensive programme of high-quality original accessory parts. After all, there are many diverse possible applications around the house for our tried and tested pump systems. For every task you are equipped with Kärcher original accessories.



Robust and dependable

The vacuum-proof spiral hose for connecting to Kärcher pumps can be obtained as a set or cut to length for individual adaptation.

Flexible and robust

Flexible PVC flat hose and fabric insert with galvanised hose clamp. Can be stored in a minimum of space.



Easy connection

With Kärcher adapters and connectors hoses can be easily and securely connected to the respective pumps.

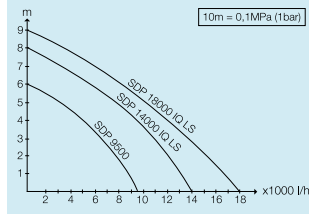
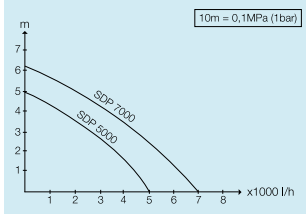
Perfectly equipped

The detachable stainless steel prefilter increases the functional reliability of your submersible pump and protects the impeller from blockage.

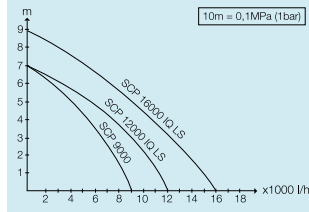
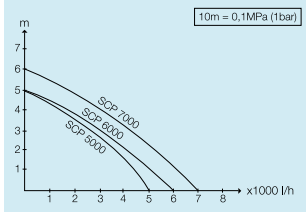
FINDING THE RIGHT PUMP.

The pump curves in the diagrams show the relationship between flow rate (horizontal axis) and lifting height (vertical axis). The flow rate varies according to lifting height (height difference between water level and hose end/water outlet). In principle: the flow rate falls as the lifting height increases. The pump curves are based on theoretically calculated values which are highly dependent on the length and diameter of the hose used.

Submersible dirty water pumps (SDP)



Submersible clear water pumps (SCP)



AREAS OF APPLICATION.

Depending on the area of application and the degree of contamination of the water to be pumped out, either a dirty water pump or a clear water immersion pump is to be recommended. The following table shows which pump is best suited to which application.

Applications	Submersible clear water pumps	SCP 5000	■		■	■	■		
		SCP 6000	■			■	■	■	
		SCP 7000	■			■	■	■	
		SCP 9000	■			■	■	■	
		SCP 12000 IQ LS	■			■	■	■	
		SCP 16000 IQ LS	■				■	■	
	Submersible dirty water pumps	SDP 5000	■	■			■	■	■
		SDP 7000	■	■			■	■	■
		SDP 9500	■	■			■	■	■
		SDP 14000 IQ LS	■	■			■	■	■
		SDP 18000 IQ LS	■	■			■	■	■
Pump is in water									
Drainage: pumping out and over									
Pond									
Swimming pool									
Cellar									
Drainage chute									
Small pit (max. 100 m³)									
The pumps are not suitable for continuous circulation, continuous pumping nor for drinking water use.									

Please contact us for more information:

Head Office Germany

Alfred Kärcher GmbH & Co. KG
Alfred-Kärcher-Straße 28-40
71364 Winnenden

Phone +49 7195-14-0
Fax +49 7195-14-2212

www.kaercher.com

North America

Kärcher North America
750 W. Hampden Avenue
Suite 400
Englewood, CO 80110
U.S.A.

Phone +1 303-738-5805
Fax +1 303-738-2758

www.karcherna.com

United Kingdom

Kärcher (UK) Ltd.
Kärcher House
Beaumont Road
Banbury
Oxon OX16 1TB

Phone +44 1295-752-100
Fax +44 1295-752-103

www.karcher.co.uk

Ireland

Kärcher Ltd.
Unit 4
E.P. Mooney Business Park
Walkinstown Avenue
Dublin 12

Phone +353 1-409-7777
Fax +353 1-409-7775

www.karcher.ie

Southeast Asia

Regional Head Office
Kärcher South East Asia
Pte. Ltd.

3 Depot Close #01-01
Singapore 109840

Phone +65 68971811
Fax +65 68971611

www.karcher.com.sg

Hong Kong

Kärcher Ltd.
Unit 05, 13/F, Nanyang Plaza
57 Hung To Road
Kwun Tong, Kowloon

Phone +852 2-357-5863
Fax +852 2-357-5632

www.karcher.com.hk

Australia

Kärcher Pty. Ltd.
40 Koornang Road
Scoresby VIC 3179
Melbourne, Victoria

Phone +61 3-9765-2300
Fax +61 3-9765-2398

www.karcher.com.au

New Zealand

Kärcher Ltd.
66 Allens Road
East Tamaki
Auckland 2013

Phone +64 9-274-4603
Fax +64 9-274-6932

www.karcher.co.nz

South Africa

Kärcher (Pty) Ltd.
Corner Mount Joy &
George Allen Road
Wilbart Ext.2

P.O. Box 11818,
Vorna Valley, 1686
South Africa

Phone +27 11 657 7300
Fax +27 11 657 7440

www.karcher.co.za

Dubai

Kärcher FZE
Quality Cleaning Systems
Jebel Ali Free Zone
Plot No. 5-10104 South Zone
RA 08, XB 1, Jebel Ali

Phone +971 4-886-1177
Fax +971 4-886-1575

www.kaercher.com